

---

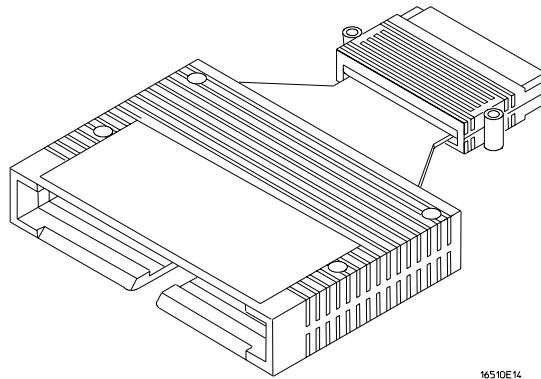
# Agilent Technologies

## 100 kOhm Isolation Adapter

(part number 01650-63203)

### Installation Note

This installation note contains information on connecting the 100 kOhm Isolation Adapter to your target system. It also includes a schematic of the adapter and a complete description of the pinouts.



The 100 kOhm Isolation Adapter properly terminates the probe cables for all Agilent logic analyzers except the 16517A, 16518A, and 16760A.

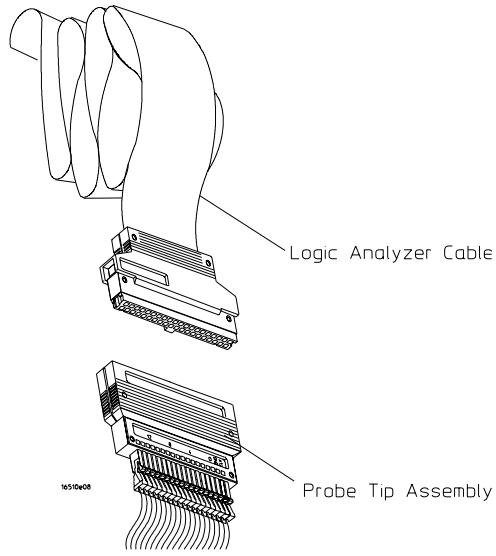
The 100 kOhm Isolation Adapter allows a 16-channel probe from the logic analyzer to be connected directly to a 2-by-10 connector.

---

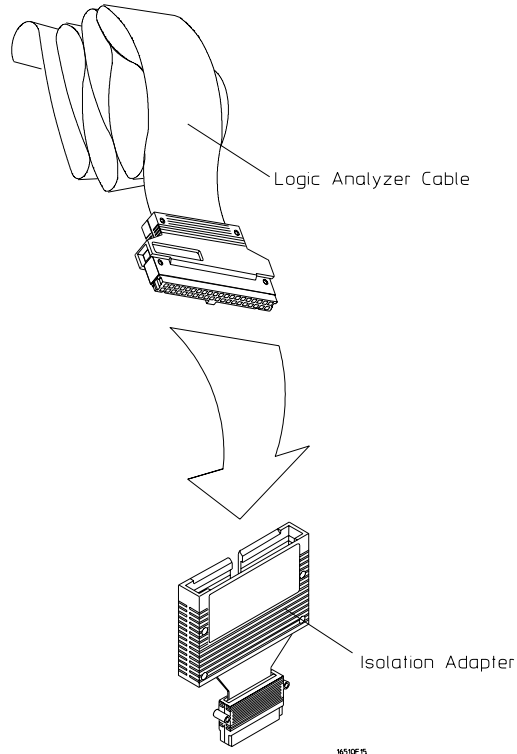
### Connecting to the Logic Analyzer

To connect the 100 kOhm Isolation Adapter to the logic analyzer:

- 1 Select the appropriate logic analyzer cable and remove the probe tip assembly (part number 01650-61608).



- 2 Connect the isolation adapter to the logic analyzer by aligning the key on the end of the logic analyzer cable with the slot on the isolation adapter and pushing them together as shown.



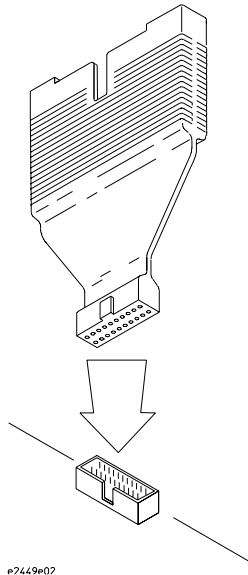
---

## Connecting to the Target Connector

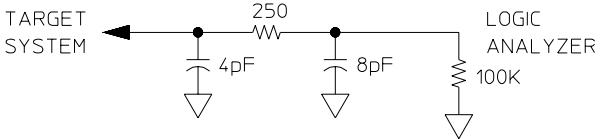
The 100 kOhm Isolation Adapter is designed to connect to a 20-pin connector or any 2-by-10 header or connector with 0.1-inch spacing.

To connect the adapter to your target system:

- 1** Select the appropriate connector on your target system.
- 2** Align the key on the end of the isolation adapter with the slot on the appropriate connector and push them together as shown.



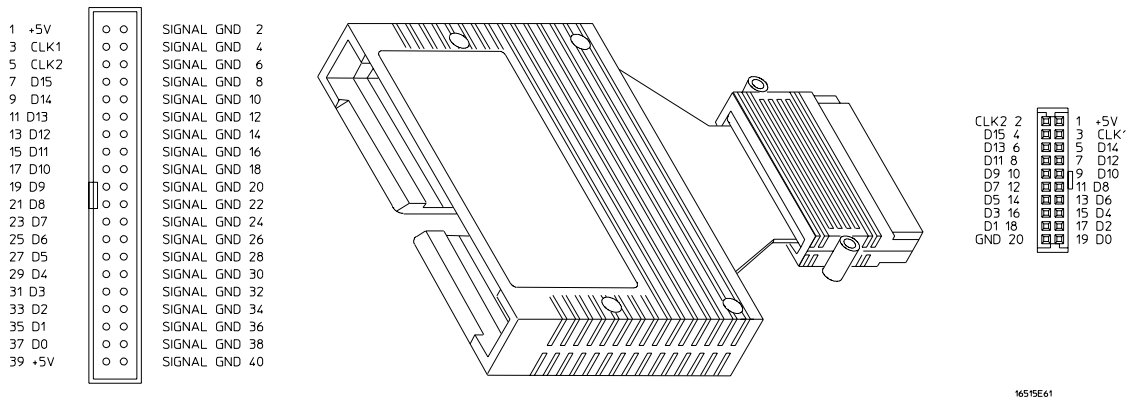
## Operating Characteristics

<b>Approximate Input Impedance</b>	12 pF in parallel with 100 kOhm	
<b>Equivalent Load</b>	<p>The following figure shows the equivalent load of the 100 kOhm Isolation Adapter when the logic analyzer probe is connected.</p>  <p style="text-align: right;">01650M01</p>	
<b>Logic Analyzer Supported</b>	Any Agilent logic analyzer except 16517A, 16518a, and 16760A.	
<b>Environmental Temperature</b>	Operating	0 to +55°C (+32 to +131°F)
	Nonoperating	-40 to +75°C (-40 to +167°F)
<b>Altitude</b>	Operating	4600 m (15,000 ft.)
	Nonoperating	15,300 m (50,000 ft.)
<b>Humidity</b>	Up to 90% noncondensing. Avoid sudden, extreme temperature changes which could cause condensation within the instrument.	

**Agilent Technologies 100 kOhm Isolation Adapter (part number 01650-63203)**

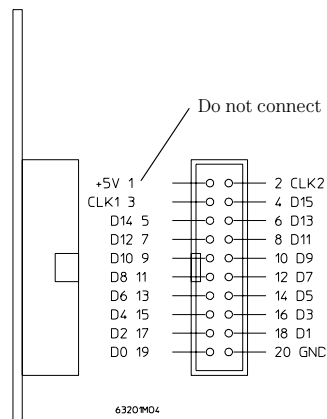
## Connector Pinouts

The following figures show the pinouts for the 100 kOhm Isolation Adapter and the corresponding pinouts for the logic analyzer cable and the connector on the target system.



16515E61

## Pinouts for the 100 kOhm Isolation Adapter

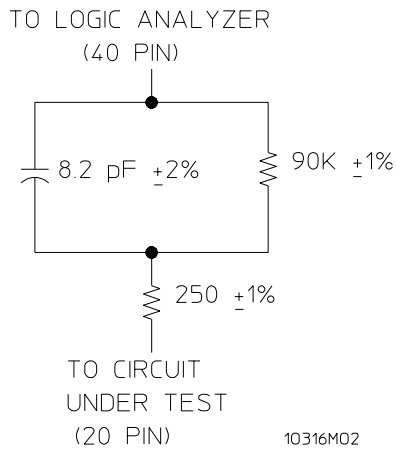


6320M04

## Pinouts for the mating connector on the target system.

## Schematic

The 100 kOhm Isolation Adapter properly terminates the logic analyzer probes and allows the probes to be connected directly to the target system. The 100 kOhm Isolation Adapter is made up of 18 identical R/C networks as shown in the following schematic.



## Mating Connectors

The following table lists the part number for straight and right angle mating connectors for the 100 kOhm Isolation Adapter.

Description	Agilent Part Number	3M Part Number
20-pin Straight Connector	1251-8106	3592-6002
20-pin Right-angle Connector	1251-8473	3592-5002

---

## Troubleshooting and Service

If a failure is suspected in the 100 kOhm Isolation Adapter, contact Agilent Technologies for information on servicing the adapter. Go to [www.agilent.com](http://www.agilent.com), select your country, click on contact us, and then call the phone number listed under Test and Measurement.

---

## Cleaning the adapter

Clean the adapter using a soft cloth that has been moistened in a mixture of mild detergent and water.

Installation Note

**Agilent Technologies 100 kOhm Isolation Adapter (part number 01650-63203)**



Agilent Part Number 01650-97000

Printed in the USA

February 2002